HIGH TECHNOLOGY FOR PROFESSIONALS

# WELLFEDERSCHEIBEN
## RONDELLES RESSORT

Wellfederscheiben | Wave Spring Washers | Rondelles Ressort

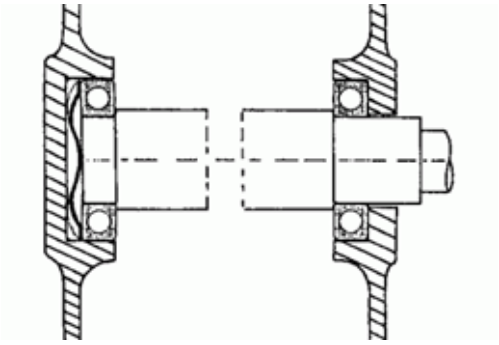

Kugellagerausgleichsscheiben
DIN 42013
Material: C75S

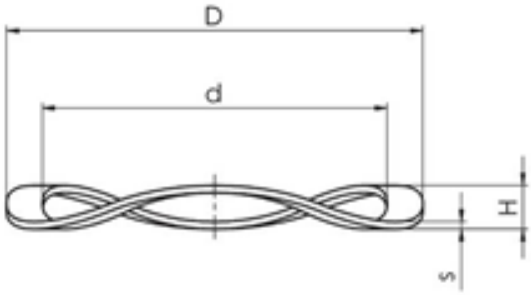


| Artikel Bezeichnung / Article designation / Article désignation | Kugellager-Aussendurchmesser / Bearing outside diametre / Diamètre extérieur du roulement | Einbaumass (flach) / Mounting dimension (flat) / Dimension de montage (à plat) | | | | Anzahl Wellen / Wave number / Nombre d'onde | Konstante Federkraft / Constant spring force / Force ressort constante [kg/mm] | Kraft Max. / Force Max. / Charge max. [kg] | Passend zu Wälzlager / Fitting for bearing / Adapté pour roulement |
|---|---|---|---|---|---|---|---|---|---|
| | | D | d | s | H | | | | |
| **LMKAS 10** | 10 | 9.8 | 6.2 | 0.2 | 1.2 | 3 | 10 | 13 | 623 |
| **LMKAS 13** | 13 | 12 | 7.2 | 0.2 | 1.4 | 3 | 13 | 20 | 624 |
| **LMKAS 16** | 16 | 15.8 | 10.5 | 0.3 | 1.5 | 3 | 23 | 30 | 625-634 |
| **LMKAS 16 i** | 16 | 15.8 | 10.5 | 0.15 | 1.4 | 3 | 3 | 4.5 | |
| **LMKAS 16 a** | 16 | 15.8 | 10.5 | 0.2 | 1.35 | 3 | 13 | 17 | |
| **LMKAS 18** | 18 | 17 | 12 | 0.3 | 1.5 | 3 | 12 | 18 | ---- |
| **LMKAS 19** | 19 | 18.8 | 11.4 | 0.3 | 1.6 | 3 | 10 | 20 | 635-626-607 |
| **LMKAS 19 a** | 19 | 18.8 | 13.2 | 0.2 | 1.6 | 3 | 6.5 | 12 | |
| **LMKAS 19 b** | 19 | 18 | 12.8 | 0.2 | 2.1 | 3 | 7 | 27 | |
| **LMKAS 22** | 22 | 21.8 | 14 | 0.3 | 1.6 | 3 | 8 | 18 | 608-627 |
| **LMKAS 22 a** | 22 | 21.8 | 15.8 | 0.2 | 1.6 | 3 | 4.5 | 12 | |
| **LMKAS 22 as** | 22 | 21.8 | 15.8 | 0.2 | 2.1 | 3 | 3 | 40 | |
| **LMKAS 22 h** | 22 | 21.8 | 15.8 | 0.25 | 3.5 | 3 | 3 | 15 | |
| **LMKAS 22 r** | 22 | 21.8 | 15.8 | 0.3 | 1.6 | 3 | 9 | 16 | |
| **LMKAS 22 s** | 22 | 21.8 | 15.8 | 0.3 | 2.35 | 3 | 4 | 40 | |
| **LMKAS 24** | 24 | 23.8 | 17.5 | 0.3 | 1.7 | 3 | 10 | 18.5 | 609 |
| **LMKAS 24 a** | 24 | 23.8 | 17.5 | 0.2 | 1.7 | 3 | 3.5 | 20 | |
| **LMKAS 24 b** | 24 | 23.8 | 17.5 | 0.6 | 1.7 | 3 | --- | --- | |
| **LMKAS 26** | 26 | 25.8 | 19.3 | 0.3 | 1.7 | 3 | 8 | 15 | 629-6000 |
| **LMKAS 26 a** | 26 | 25.8 | 19.3 | 0.5 | 1.7 | 3 | 30 | 50 | |
| **LMKAS 28** | 28 | 27.8 | 21 | 0.3 | 1.7 | 3 | 5 | 12 | 6001 |
| **LMKAS 28 a** | 28 | 27.8 | 21 | 0.5 | 1.7 | 3 | 30 | 43 | |
| **LMKAS 28 an** | 28 | 27.8 | 21 | 0.5 | 2.6 | 3 | 20 | 70 | |
| **LMKAS 28 as** | 28 | 27.7 | 21.4 | 0.3 | 2.85 | 3 | 7 | 40 | |
| **LMKAS 28 b** | 28 | 27.8 | 21 | 0.4 | 1.7 | 3 | 9 | 20 | |
| **LMKAS 28 fg** | 28 | 27.8 | 20 | 0.3 | 3.5 | 3 | 5 | 23 | |
| **LMKAS 28 v** | 28 | 28.3 | 17.6 | 0.3 | 2 | 3 | 18 | 40 | |
| **LMKAS 30** | 30 | 29.7 | 22.5 | 0.3 | 1.8 | 3 | 5.5 | 13 | 6200 |
| **LMKAS 30 a** | 30 | 29.7 | 22.5 | 0.2 | 1.7 | 3 | 1.7 | 4 | |

Wellfederscheiben | Wave Spring Washers | Rondelles Ressort

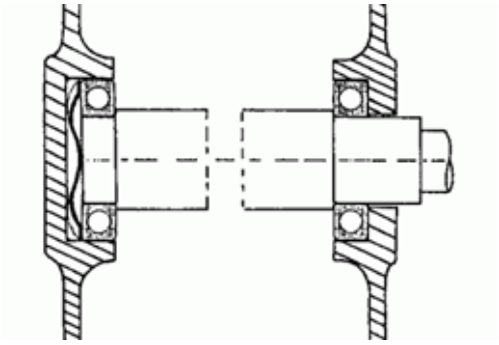

Kugellagerausgleichsscheiben
DIN 42013
Material: C75S

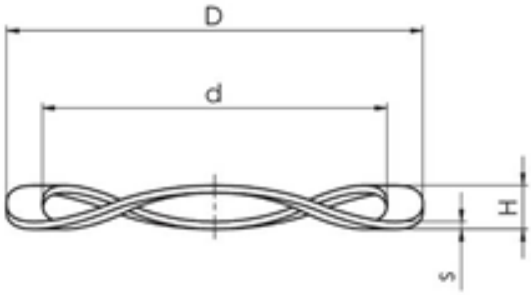


| Artikel Bezeichnung / Article designation / Article désignation | Kugellager-Aussendurchmesser / Bearing outside diametre / Diamètre extérieur du roulement | Einbaumass (flach) / Mounting dimension (flat) / Dimension de montage (à plat) | | | | Anzahl Wellen / Wave number / Nombre d'onde | Konstante Federkraft / Constant spring force / Force ressort constante [kg/mm] | Kraft Max. / Force Max. / Charge max. [kg] | Passend zu Wälzlager / Fitting for bearing / Adapté pour roulement |
|---|---|---|---|---|---|---|---|---|---|
| | | D | d | s | H | | | | |
| **LMKAS 30 b** | 30 | 29.7 | 22.5 | 0.5 | 2 | 3 | 20 | 45 | 6200 |
| **LMKAS 30 c** | 30 | 29.7 | 22.5 | 0.4 | 1.6 | 3 | 19.5 | 26.5 | |
| **LMKAS 30 d** | 30 | 29.7 | 22.5 | 0.3 | 2 | 3 | 6 | 28 | |
| **LMKAS 30 m** | 30 | 30.5 | 23.5 | 0.25 | 4 | 3 | 2 | 16 | |
| **LMKAS 32** | 32 | 31 | 26.5 | 0.4 | 2 | 3 | 5 | 21 | 6002-6201 |
| **LMKAS 32 a** | 32 | 31.7 | 26.5 | 0.4 | 2 | 3 | 4.5 | 17 | |
| **LMKAS 32 b** | 32 | 31.7 | 24.5 | 0.35 | 2.2 | 3 | 5.5 | 26 | |
| **LMKAS 32 e** | 32 | 31.7 | 26.5 | 0.5 | 2.4 | 3 | 10 | 39 | |
| **LMKAS 32 fg** | 32 | 31.8 | 23 | 0.3 | 4 | 3 | 5.5 | 22 | |
| **LMKAS 32 s** | 32 | 31 | 26.5 | 0.4 | 2.7 | 3 | ---- | ---- | |
| **LMKAS 32 t** | 32 | 31 | 26.5 | 0.3 | 2.7 | 3 | 2.5 | 15 | |
| **LMKAS 35 a** | 35 | 34.9 | 25.3 | 0.5 | 2.5 | 4 | 35 | 75 | 6003-6202 |
| **LMKAS 35 b** | 35 | 34.5 | 28 | 0.5 | 3 | 3 | 8 | 48 | 6003-6202 |
| **LMKAS 35 c** | 35 | 34.4 | 24.9 | 0.3 | 2 | 4 | 17 | 35 | |
| **LMKAS 35 d** | 35 | 34.5 | 28 | 0.2 | 3 | 3 | 1 | 8 | |
| **LMKAS 35 e** | 35 | 34.5 | 28 | 0.4 | 3 | 3 | 6 | 48 | |
| **LMKAS 35 fg** | 35 | 34.5 | 28 | 0.4 | 4.25 | 3 | 3.2 | 30 | |
| **LMKAS 35 k** | 35 | 34.5 | 28 | 0.6 | 3 | 3 | 14 | 160 | |
| **LMKAS 35 s** | 35 | 34.5 | 28 | 0.4 | 3 | 3 | 6 | 44 | |
| **LMKAS 35 w** | 35 | 34.5 | 28 | 0.4 | 3 | 3 | 5 | 22 | |
| **LMKAS 37** | 37 | 36.4 | 30 | 0.5 | 2.5 | 4 | 15 | 55 | 6301 |
| **LMKAS 37 a** | 37 | 36.4 | 30 | 0.3 | 2.5 | 4 | 5.5 | 20 | |
| **LMKAS 37 b** | 37 | 36.4 | 30 | 0.6 | 2.5 | 4 | 21.5 | 53.5 | |
| **LMKAS 37 d** | 37 | 36.8 | 30.8 | 0.4 | 3 | 3 | 4 | 22 | |
| **LMKAS 37 i** | 37 | 36.5 | 30.2 | 0.5 | 3.2 | 3 | 6.5 | 44 | |
| **LMKAS 40** | 40 | 39.1 | 33 | 0.5 | 3 | 4 | 16 | 65 | 6203 |
| **LMKAS 40 a** | 40 | 39.1 | 33 | 0.5 | 4 | 4 | 19 | 68 | |
| **LMKAS 40 b** | 40 | 39.8 | 33.3 | 0.3 | 3 | 4 | 4.5 | 31 | |
| **LMKAS 40 d** | 40 | 39.1 | 33 | 0.4 | 2.7 | 4 | 11 | 37 | |

Wellfederscheiben | Wave Spring Washers | Rondelles Ressort

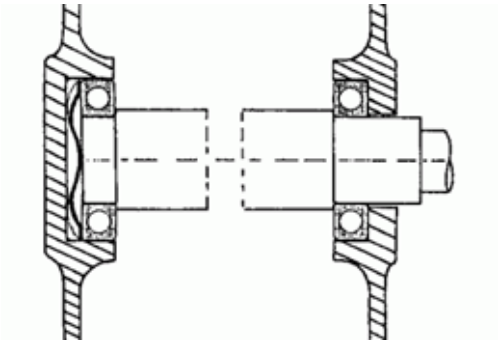

Kugellagerausgleichsscheiben
DIN 42013
Material: C75S

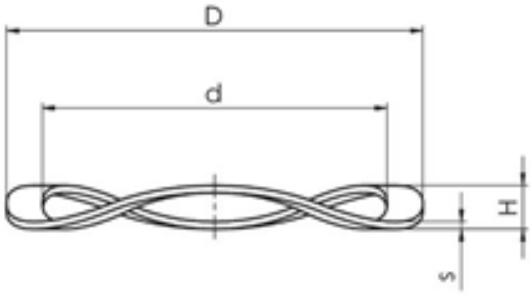


| Artikel Bezeichnung / Article designation / Article désignation | Kugellager-Aussendurchmesser / Bearing outside diametre / Diamètre extérieur du roulement | Einbaumass (flach) / Mounting dimension (flat) / Dimension de montage (à plat) | | | | Anzahl Wellen / Wave number / Nombre d'onde | Konstante Federkraft / Constant spring force / Force ressort constante [kg/mm] | Kraft Max. / Force Max. / Charge max. [kg] | Passend zu Wälzlager / Fitting for bearing / Adapté pour roulement |
|---|---|---|---|---|---|---|---|---|---|
| | | D | d | s | H | | | | |
| **LMKAS 40 e** | 40 | 39.1 | 33 | 0.5 | 3 | 3 | ---- | ---- | 6203 |
| **LMKAS 40 fg** | 40 | 39.8 | 30 | 0.4 | 5.5 | 3 | 5 | 36 | |
| **LMKAS 40 s** | 40 | 38.4 | 32.4 | 0.5 | 3.8 | 4 | 20 | 88 | |
| **LMKAS 40 w** | 40 | 39.1 | 33 | 0.5 | 3 | 4 | 20 | 45 | |
| **LMKAS 42** | 42 | 40 | 30 | 0.5 | 3 | 4 | 21 | 105 | 6004-6302 |
| **LMKAS 42 a** | 42 | 40 | 33.1 | 0.5 | 3 | 4 | 15 | 70 | |
| **LMKAS 42 b** | 42 | 41 | 27.5 | 0.8 | 3 | 4 | ---- | ---- | |
| **LMKAS 42 c** | 42 | 40 | 30 | 0.3 | 3 | 4 | 14 | 90 | |
| **LMKAS 42 d** | 42 | 41 | 34.5 | 0.35 | 3 | 4 | 6 | 30 | |
| **LMKAS 47** | 47 | 46.5 | 40 | 0.3 | 3 | 4 | ---- | ---- | 6005-6204-6303 |
| **LMKAS 47 a** | 47 | 45 | 37 | 0.5 | 3 | 4 | 15 | 59 | |
| **LMKAS 47 b** | 47 | 46.5 | 40 | 0.5 | 3 | 4 | 12 | 55 | |
| **LMKAS 47 c** | 47 | 46.9 | 37 | 0.5 | 2 | 4 | 20 | 42 | |
| **LMKAS 47 e** | 47 | 46.5 | 40 | 0.4 | 3 | 4 | 7 | 34 | |
| **LMKAS 47 f** | 47 | 45 | 37 | 0.5 | 3 | 5 | 35 | 145 | |
| **LMKAS 47 s** | 47 | 46.5 | 40 | 0.6 | 3 | 4 | 12 | 65 | |
| **LMKAS 48** | 48 | 49.1 | 42.4 | 0.5 | 3.5 | 4 | 11 | 44 | |
| **LMKAS 52** | 52 | 51.8 | 41 | 1 | 3.5 | 4 | ---- | ---- | 6205-6304 |
| **LMKAS 52 a** | 52 | 51 | 42 | 0.5 | 3.5 | 5 | 28 | 140 | |
| **LMKAS 52 b** | 52 | 51.8 | 41 | 0.5 | 2 | 4 | 13 | 36 | |
| **LMKAS 52 d** | 52 | 51 | 42 | 0.4 | 3.5 | 4 | 13.5 | 46 | |
| **LMKAS 52 e** | 52 | 51.8 | 41 | 0.5 | 3.5 | 5 | 33 | 235 | |
| **LMKAS 52 f** | 52 | 51.8 | 41 | 0.4 | 2 | 4 | 8.5 | 21 | |
| **LMKAS 52 g** | 52 | 51.8 | 41 | 0.4 | 4 | 4 | 10 | 56 | |
| **LMKAS 52 h** | 52 | 51 | 44 | 0.4 | 3.5 | 4 | 5.5 | 44 | |
| **LMKAS 55** | 55 | 54.8 | 46.9 | 0.5 | 2 | 4 | 5 | 33 | 6006 |
| **LMKAS 55 a** | 55 | 54.8 | 46.9 | 0.5 | 3.5 | 4 | 9 | 48 | |
| **LMKAS 55 e** | 55 | 54.8 | 46.9 | 0.5 | 3.5 | 4 | ---- | ---- | |
| **LMKAS 55 es** | 55 | 54.8 | 46.9 | 0.5 | 3.5 | 4 | 13 | 44 | |

Wellfederscheiben | Wave Spring Washers | Rondelles Ressort

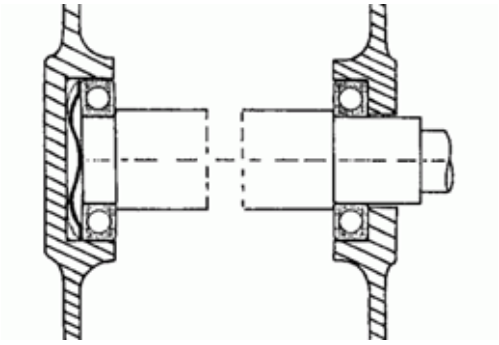

Kugellagerausgleichsscheiben
DIN 42013
Material: C75S

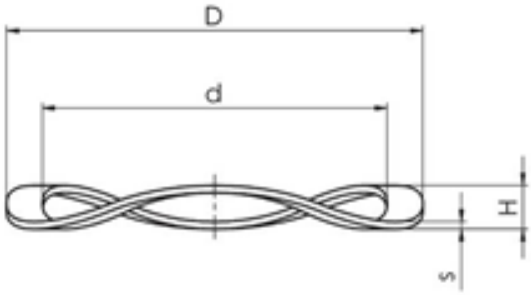


| Artikel Bezeichnung / Article designation / Article désignation | Kugellager-Aussendurchmesser / Bearing outside diametre / Diamètre extérieur du roulement | Einbaumass (flach) / Mounting dimension (flat) / Dimension de montage (à plat) | | | | Anzahl Wellen / Wave number / Nombre d'onde | Konstante Federkraft / Constante spring force / Force ressort constante [kg/mm] | Kraft Max. / Force Max. / Charge max. [kg] | Passend zu Wälzlager / Fitting for bearing / Adapté pour roulement |
|---|---|---|---|---|---|---|---|---|---|
| | | D | d | s | H | | | | |
| **LMKAS 55 f** | 55 | 54 | 45 | 0.5 | 3.6 | 4 | | | 6006 |
| **LMKAS 55 g** | 55 | 54 | 45 | 0.4 | 3.7 | 4 | | | |
| **LMKAS 58** | 58 | 57 | 48 | 0.5 | 3.5 | 4 | 10 | 45 | |
| **LMKAS 58 a** | 58 | 57 | 48 | 0.5 | 3.5 | 6 | 35 | 93 | |
| **LMKAS 62** | 62 | 61 | 51 | 0.5 | 3.5 | 5 | 32 | 85 | 6206-6305 |
| **LMKAS 62 a** | 62 | 61 | 51 | 0.5 | 4 | 4 | 10 | 55 | |
| **LMKAS 62 b** | 62 | 61.9 | 50 | 0.5 | 4 | 4 | 14 | 115 | |
| **LMKAS 62 d** | 62 | 61 | 51 | 0.4 | 3.5 | 4 | 13 | 35 | |
| **LMKAS 62 g** | 62 | 61 | 51 | 0.6 | 3.5 | 5 | 32 | 120 | |
| **LMKAS 62 s** | 62 | 62.9 | 54.2 | 0.4 | 3.7 | 4 | 6 | 39 | |
| **LMKAS 68** | 68 | 67.5 | 55 | 0.6 | 4 | 4 | 15 | 70 | 6008 |
| **LMKAS 68 a** | 68 | 67 | 58 | 0.5 | 3.5 | 5 | | | |
| **LMKAS 68 b** | 68 | 67 | 58 | 0.4 | 3.4 | 5 | | | |
| **LMKAS 72** | 72 | 71 | 61 | 0.5 | 3.5 | 5 | 12.5 | 47 | 6207-6306 |
| **LMKAS 72 a** | 72 | 71 | 61 | 0.5 | 4 | 4 | 6 | 37.5 | |
| **LMKAS 72 b** | 72 | 71.8 | 58 | 0.6 | 4 | 4 | 17 | 70 | |
| **LMKAS 72 d** | 72 | 71 | 61 | 0.4 | 3.5 | 5 | 8.5 | 40 | |
| **LMKAS 72 g** | 72 | 71 | 61 | 0.8 | 4 | 5 | 52 | 175 | |
| **LMKAS 75** | 75 | 74.8 | 66 | 0.6 | 4 | 4 | 7.5 | 35 | 6009 |
| **LMKAS 75 a** | 75 | 74 | 64 | 0.5 | 3.6 | 5 | | | |
| **LMKAS 75 b** | 75 | 74 | 64 | 0.4 | 3.4 | 5 | | | |
| **LMKAS 80** | 80 | 79 | 71 | 0.6 | 3.5 | 6 | 27 | 85 | 6010-6208 6307 |
| **LMKAS 80 a** | 80 | 79 | 71 | 1 | 4 | 6 | --- | --- | |
| **LMKAS 80 b** | 80 | 79.8 | 64 | 0.7 | 4 | 4 | 26 | 88 | |
| **LMKAS 80 c** | 80 | 79 | 71 | 0.5 | 3.5 | 5 | 7 | 33 | |
| **LMKAS 80 f** | 80 | 79 | 71 | 0.8 | 4 | 6 | 52 | 180 | |
| **LMKAS 80 g** | 80 | 79 | 71 | 0.5 | 3.5 | 6 | 16 | 50 | |
| **LMKAS 85** | 85 | 84 | 74 | 1 | 4 | 6 | 120 | 260 | 6209 |
| **LMKAS 85 a** | 85 | 84 | 74 | 0.6 | 3.5 | 6 | 26.5 | 85 | |

Wellfederscheiben | Wave Spring Washers | Rondelles Ressort

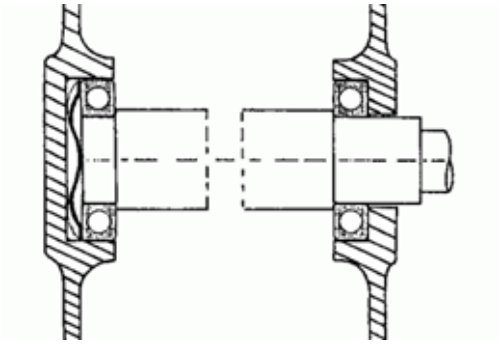

Kugellagerausgleichsscheiben
DIN 42013
Material: C75S

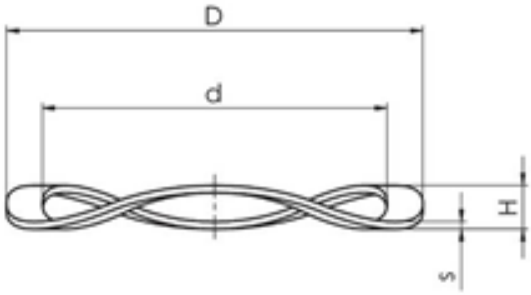


| Artikel Bezeichnung / Article designation / Article désignation | Kugellager-Aussendurchmesser / Bearing outside diametre / Diamètre extérieur du roulement | Einbaumass (flach) / Mounting dimension (flat) / Dimension de montage (à plat) | | | | Anzahl Wellen / Wave numbre / Nombre d'onde | Konstante Federkraft / Constante spring force / Force ressort constante [kg/mm] | Kraft Max. / Force Max. / Charge max. [kg] | Passend zu Wälzlager / Fitting for bearing / Adapté pour roulement |
|---|---|---|---|---|---|---|---|---|---|
| | | D | d | s | H | | | | |
| **LMKAS 85 b** | 85 | 84.8 | 70 | 0.8 | 4 | 6 | --- | --- | 6209 |
| **LMKAS 85 c** | 85 | 84 | 74 | 0.5 | 3.6 | 5 | 7.5 | 33 | |
| **LMKAS 90** | 90 | 89.8 | 72 | 1 | 4 | 6 | --- | --- | 6011-6210-6308 |
| **LMKAS 90 a** | 90 | 89 | 79 | 0.6 | 3.5 | 6 | 25 | 70 | |
| **LMKAS 90 b** | 90 | 89.8 | 72 | 0.8 | 4 | 4 | 34 | 105 | |
| **LMKAS 90 c** | 90 | 89 | 79 | 0.5 | 3.5 | 6 | 16 | 55 | |
| **LMKAS 90 g** | 90 | 89 | 79 | 0.7 | 3.5 | 6 | 39 | 140 | |
| **LMKAS 95** | 95 | 94 | 84 | 0.5 | 3.6 | 6 | | | 6012 |
| **LMKAS 95 a** | 95 | 94 | 84 | 0.6 | 3.6 | 6 | | | |
| **LMKAS 100** | 100 | 99.8 | 82 | 1 | 4 | 6 | --- | --- | 6013-6211-6309 |
| **LMKAS 100 a** | 100 | 99 | 89 | 0.6 | 3.5 | 6 | 20 | 66 | |
| **LMKAS 100 b** | 100 | 99.8 | 82 | 0.9 | 4 | 4 | 35 | 110 | |
| **LMKAS 100 c** | 100 | 99 | 89 | 0.5 | 4 | 6 | 10 | 40 | |
| **LMKAS 100 d** | 100 | 99 | 89 | 0.75 | 4.2 | 6 | 30 | 115 | |
| **LMKAS 100 e** | 100 | 99.8 | 82 | 1 | 4 | 6 | --- | --- | |
| **LMKAS 100 f** | 100 | 99 | 89 | 0.75 | 4 | 6 | --- | --- | |
| **LMKAS 100 g** | 100 | 99 | 89 | 0.7 | 4 | 6 | 27 | 92 | |
| **LMKAS 110** | 110 | 109 | 90 | 1 | 4 | 4 | 22 | 125 | 6014-6212-6310 |
| **LMKAS 110 a** | 110 | 109 | 90 | 1.5 | 5 | 6 | --- | --- | |
| **LMKAS 110 b** | 110 | 109 | 99 | 0.6 | 4.5 | 7 | 23.5 | 100 | |
| **LMKAS 110 c** | 110 | 109 | 99 | 0.7 | 4.5 | 7 | 33 | 170 | |
| **LMKAS 110 d** | 110 | 109 | 99 | 0.5 | 4.5 | 7 | 15 | 65 | |
| **LMKAS 110 e** | 110 | 109 | 99 | 1 | 5 | 7 | --- | --- | |
| **LMKAS 115** | 115 | 114 | 104 | 0.5 | 4.4 | 7 | | | 6015 |
| **LMKAS 115 a** | 115 | 114 | 104 | 0.6 | 4.7 | 7 | | | |
| **LMKAS 120** | 120 | 119 | 104 | 0.8 | 4 | 6 | 49 | 175 | 6213-6311 |
| **LMKAS 120 a** | 120 | 119 | 104 | 0.6 | 4.5 | 6 | 16.5 | 72 | |
| **LMKAS 120 b** | 120 | 119 | 109 | 0.5 | 4.4 | 7 | | | |
| **LMKAS 120 c** | 120 | 119 | 109 | 0.6 | 4.7 | 7 | | | |

Wellfederscheiben | Wave Spring Washers | Rondelles Ressort

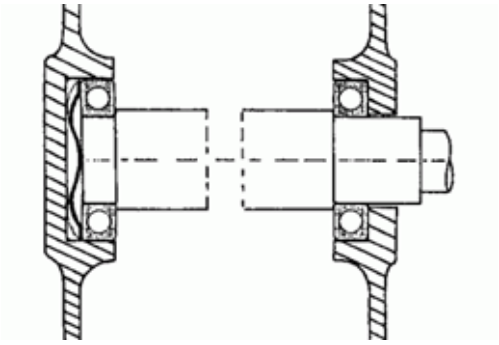

Kugellagerausgleichsscheiben
DIN 42013
Material: C75S

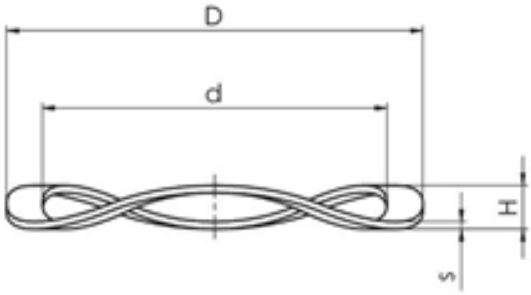


| Artikel Bezeichnung / Article designation / Article désignation | Kugellager-Aussendurchmesser / Bearing outside diametre / Diamètre extérieur du roulement | Einbaumass (flach) / Mounting dimension (flat) / Dimension de montage (à plat) | | | | Anzahl Wellen / Wave numbre / Nombre d'onde | Konstante Federkraft / Constante spring force / Force ressort constante [kg/mm] | Kraft Max. / Force Max. / Charge max. [kg] | Passend zu Wälzlager / Fitting for bearing / Adapté pour roulement |
|---|---|---|---|---|---|---|---|---|---|
| | | D | d | s | H | | | | |
| **LMKAS 125** | 125 | 124 | 109 | 0.8 | 4 | 6 | 45 | 150 | 6016-6214 |
| **LMKAS 125 a** | 125 | 124 | 114 | 0.6 | 4.8 | 7 | | | |
| **LMKAS 125 b** | 125 | 124 | 114 | 0.5 | 4.7 | 7 | | | |
| **LMKAS 130** | 130 | 129 | 110 | 0.8 | 4 | 6 | 45 | 150 | 6017-6215-6312 |
| **LMKAS 130 a** | 130 | 129 | 119 | 0.5 | 4.4 | 8 | | | |
| **LMKAS 130 b** | 130 | 129 | 119 | 0.6 | 4.2 | 8 | | | |
| **LMKAS 140** | 140 | 139 | 121 | 0.9 | 4 | 6 | 43 | 160 | 6018-6216-6313 |
| **LMKAS 140 a** | 140 | 139 | 129 | 0.6 | 4.4 | 8 | | | |
| **LMKAS 140 b** | 140 | 139 | 129 | 0.5 | 4.2 | 8 | | | |
| **LMKAS 150** | 150 | 149 | 126 | 0.9 | 4 | 6 | 50 | 150 | 6020-6217-6315 |
| **LMKAS 160** | 160 | 159 | 137 | 1 | 4 | 6 | 41 | 165 | 6021-6218-6315 |
| **LMKAS 170** | 170 | 169 | 147 | 1 | 4 | 6 | 58 | 175 | 6022-6219-6316 |
| **LMKAS 170 b** | 170 | 169 | 150 | 0.6 | | | | | |
| **LMKAS 170 c** | 170 | 169 | 149 | 1.2 | | | | | |

Wellfederscheiben sind auch inox (rostfreiem Stahl) Aisi 304 lieferbar.
Wave Spring Washers are also available in inox (stainlees steel) Aisi 304.
Rondelles Ressort sont aussi livrable en inox (acier inoxidable) Aisi 304.

## Wellfederscheiben | Wave Spring Washers | Rondelles Ressort

Kugellagerausgleichscheiben oder auch Wellfederscheiben genannt (KASCH) werden meistens eingesetzt um Kugellager vorzuspannen. Die Wellfederscheiben werden zur Festlegung einer möglichst genau definierten axialen Vorspannung an Wälzlagern eingesetzt.
Die welligen Ausgleichsscheiben üben einen Anpressdruck auf einen Lauf-Ring des Kullagers aus.
Durch die Verwendung von Kugellagerausgleichscheiben werden in der Anwendung folgende positive Effekte erziehlt:

- Sie Verringern die Schlupfgefahr der Kugeln
- Sie können die Laufruhe des Lälzlagers erhöhen
- Der Axialschlag des Rillenkugellagers kann eingeschränkt werdne

Alle diese Eigenschaften könnnen sich positiv auf die Lebensdauer des Kugellagers auswirken. Die KASCH werden aus Kohlenstoff-Federstahl nach DIN 42013 hergestell.
Die technischen Daten sind in den Masstabellen enthalten.

---

Ball bearing shims or also called wave spring washers are mostly used to preload ball bearings.
The shaft spring washers are used to determine an axial preload on rolling bearings that is as precisely defined as possible. The wavy shims exert a contact pressure on a race ring of the pull bearing.
The use of ball bearing shims has the following positive effects in the application:

- They reduce the risk of slippage of the balls
- They can increase the running smoothness of the bearing.
- The axial run-out of the deep groove ball bearing can be limited.

All these properties can have a positive effect on the service life of the ball bearing. The KASCH are made of carbon spring steel according to DIN 42013.
The technical data can be found in the dimension tables.

---

Rondelles de compensation pour roulements à billes ou également appelées rondelles élastiques ondulées sont principalement utilisées pour précharger les roulements à billes.
Les rondelles élastiques ondulées sont utilisées pour fixer une précharge axiale aussi précise que possible sur les roulements. Les rondelles de compensation ondulées exercent une pression de contact sur une bague de roulement du roulement à billes.
L'utilisation de rondelles de compensation à billes permet d'obtenir les effets positifs suivants dans l'application

- Ils réduisent le risque de glissement des billes.
- Ils peuvent augmenter la douceur de fonctionnement du roulement à billes.
- Le battement axial du roulement à billes peut être limité.

Toutes ces caractéristiques peuvent avoir un effet positif sur la durée de vie du roulement à billes. Les KASCH sont fabriqués en acier à ressort au carbone selon la norme DIN 42013.
Les caractéristiques techniques sont indiquées dans les tableaux de dimensions.

**Herausgeber und Gestaltung: MTO & Co AG**
**Copyright © MTO & Co AG**

Nachdruck, auch auszugsweise, bei Quellenangabe und Zusendung eines Belegexemplars nur nach Absprache mit MTO & Co. gestattet. Die Angaben in dieser Tech nischen Schrift basieren auf unseren allgemeinen Erfahrungen und Kenntnissen bei Drucklegung und sollen dem technisch erfahrenen Leser Hinweise für mögliche Anwendungen geben. Die Produktinformationen beinhalten jedoch keine Zusicherung von Eigenschaften oder Garantie der Eignung des Produkts für den Einzelfall. Sie entbinden den Anwender nicht davon, die Anwendung des ausgewählten Produkts vorher im Versuch zu testen. Wir empfehlen ein individuelles Beratungsgespräch und stellen auf Wunsch und nach Möglichkeit auch gerne Muster für Tests zur Verfügung. MTO Produkte werden kontinuierlich weiterentwickelt. Deshalb behält sich MTO & CO. AG das recht vor, alle technischen Daten in dieser Druckschrift jederzeit und ohne Vorankündigung zu ändern.

# FÜR TECHNISCH OPTIMALE UND WIRTSCHAFTLICHE LÖSUNGEN.

MINIATURLAGER

KUGEL- UND ROLLENLAGER

GEHÄUSELAGER

GELENKLAGER UND GELENKKÖPFE

LINEARTECHNIK

GLEITLAGER

DICHTUNGEN

KUGELN, ROLLEN, NADELN

ZUBEHÖR

HIGH TECHNOLOGY FOR PROFESSIONALS


**HAUPTSITZ SCHWEIZ**
**MTO & CO. AG**

Grabenstrasse 9
CH-7324 Vilters
T. +41 81 300 40 00
www.mtoswiss.ch
info@mtoswiss.ch

**NIEDERLASSUNG ÖSTERREICH**
**MTO UNION GMBH**

Münkafeld 7b
A-6800 Feldkirch
T. +43 55 223 78 26
www.mtoeurope.com
info@mtoeurope.com